

HCP

30/60/100/150


C TİPİ PRES
C-FRAME PRESS



Manometre
Manometer



Basınç Ayar Valfi
Pressure Adjustment
Valve



Ayarlanabilir Kurs
Adjustable Stroke



Çift El Kontrol Paneli
Two Hand Control

GENEL ÖZELLİKLER


- Çelik konstrüksiyon kaynaklı gövde
- Çift el kontrollü el kumanda
- 4 Kılavuz yataklı ana piston

GENERAL FEATURES

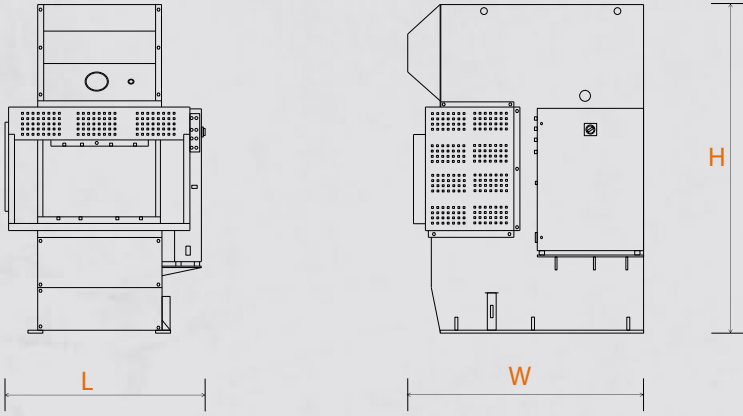
- Steel welded construction
- Working with two-hand control panel
- Top ram is equipped with 4 guide pistons

OPSİYONEL

OPTIONAL



Işık Perdesi
Light Curtain



HCP

			30	60	100	150
Basma Gücü	Press Power	kN	300	600	1000	1500
Kurs	Stroke	mm	200	250	300	300
Maks. Çalışma Basıncı	Max. Working Pressure	bar	244	236	263	244
İniş Hızı	Advance Speed	mm / sec.	54	26	17,5	10
İş Hızı (Maks. Basıncıta)	Working Speed (At Max. Pressure)	mm / sec.	18	8.5	5.5	3.5
Geri Dönüş Hızı	Return Speed	mm / sec.	90	47	37	22
Çene Açıklığı	Throat Depth	mm	400	450	500	500
Alt Tabla Ölçüsü	Bottom Table Dimension	mm	450x700	500x750	600x1100	700x1100
Üst Tabla Ölçüsü	Ram Dimension	mm	380x500	430x500	420x680	500x750
Merkez Uzaklığı	Center Distance	mm	200	250	260	260
Mapa Deliği	Hole on Die Table	Ømm	80	100	120	120
Motor Gücü	Motor Power	kW	7,5	7,5	7,5	7,5
Yağ Pompa Kapasitesi	Pump-Flow	lt/min	40	40	40	40
Hidrolik Tank	Oil Tank	lt	150	200	300	340
L Uzunluk	L Length	mm	1680	1820	1850	2300
W Genişlik	W Width	mm	850	960	1400	1400
H Yükseklik	H Height	mm	2250	2400	2650	2750
Ağırlık	Weight	kg	2950	4000	5400	7700